


BRASS CHROME PLATED DISTRIBUTION MANIFOLD

Impiego

The 220/2-D **te-sa** pre-assembled distribution manifolds are designed for the distribution and regulation of heat transfer fluid in heating and conditioning systems.

Made of certified brass alloy material, they are ideally suited to radiator heating systems and fan coil units distribution systems, with condensing boilers, traditional boiler, or heating district distributions. The manifold when completed with insulation is usable for conditioning systems. The particular design of the manifold features a great flow section with reduced pressure drops and consequently lower energy consumption in the circulator pumps. The big flow section of these manifolds permits to the water to reduce its speed, with the result to have very low noises produced. Beautiful to the eyes, it is strong, reliable and corrosion resistant in the ordinary applications.



Configuration and available sizes


Pre-assembled on brackets, it is a distribution manifold with 3/4" M Eurocone loop connections with centre distance 50 mm, and it is composed by supply manifold with micrometric regulating lockshield valves, return manifold with built-in interception valves, with maneuver handles, that are predisposed for assembly of electrothermal actuators. The barrels are completed with end plugs, orientable fill and drain valves with 3/4" hose connection, and orientable manual air vents. It is packaged in carton box with labels included to identify the circuits connected.

1" inlet connection

220/2-06-02D	2 Loops
220/2-06-03D	3 Loops
220/2-06-04D	4 Loops
220/2-06-05D	5 Loops
220/2-06-06D	6 Loops
220/2-06-07D	7 Loops
220/2-06-08D	8 Loops
220/2-06-09D	9 Loops
220/2-06-10D	10 Loops
220/2-06-11D	11 Loops
220/2-06-12D	12 Loops

1-1/4" inlet connection

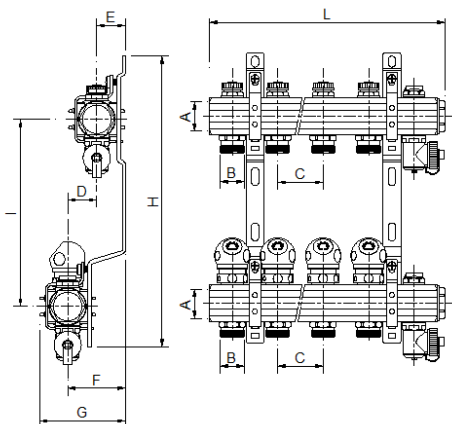
220/2-07-02D	2 Loops
220/2-07-03D	3 Loops
220/2-07-04D	4 Loops
220/2-07-05D	5 Loops
220/2-07-06D	6 Loops
220/2-07-07D	7 Loops
220/2-07-08D	8 Loops
220/2-07-09D	9 Loops
220/2-07-10D	10 Loops
220/2-07-11D	11 Loops
220/2-07-12D	12 Loops



Technical data

- Manifold barrel made of brass alloy UNI-EN 12168 CW612N chrome plated
- Manifold components made of brass alloy UNI-EN 12164 CW614N and UNI-EN 12165 CW617N
- Adjustable manual air vent valve and fill/drain valve mounted on the manifold bars
- Manifold bars sizes: 1" ed 1-1/4"
- Supply manifold with micrometric lockshields to be set with 5 mm wrench, equipped with protection cap, in order to avoid dust and limescale to enter them and cause in time blockage in the mechanisms
- Return manifold equipped with intercepting valves with ABS handles, suitable for the installation of electrothermal actuators with M30x1,5 swivel nut connection
- Maximum Operating Pressure 10 bar
- Operating Temperature 0 ÷ 85°C
- Maximum Test Pressure 16 bar
- Maximum glycol percentage 30%
- KV factors in full open conditions: Supply manifold 1" KV=4,80 ; Return manifold 1" KV=3 ; Supply manifold 1-1/4" KV=5,10 ; Return manifold 1-1/4" KV=3,60 ; Supply + Return 1" KV=2,54 ; Supply + Return 1-1/4" KV=2,94
- Available KV factors of the regulating lockshield according to the number of opening turns

Dimensions



Art.	A	B	C	D	E	F	G	H	I	L
220/2-06-02D	1"	3/4"	50	32	32	64	95	320	206	160
220/2-06-03D	1"	3/4"	50	32	32	64	95	320	206	210
220/2-06-04D	1"	3/4"	50	32	32	64	95	320	206	260
220/2-06-05D	1"	3/4"	50	32	32	64	95	320	206	310
220/2-06-06D	1"	3/4"	50	32	32	64	95	320	206	360
220/2-06-07D	1"	3/4"	50	32	32	64	95	320	206	410
220/2-06-08D	1"	3/4"	50	32	32	64	95	320	206	460
220/2-06-09D	1"	3/4"	50	32	32	64	95	320	206	510
220/2-06-10D	1"	3/4"	50	32	32	64	95	320	206	560
220/2-06-11D	1"	3/4"	50	32	32	64	95	320	206	610
220/2-06-12D	1"	3/4"	50	32	32	64	95	320	206	660

Art.	A	B	C	D	E	F	G	H	I	L
220/2-07-02D	1 1/4"	3/4"	50	32	37	69	105	320	206	170
220/2-07-03D	1 1/4"	3/4"	50	32	37	69	105	320	206	220
220/2-07-04D	1 1/4"	3/4"	50	32	37	69	105	320	206	270
220/2-07-05D	1 1/4"	3/4"	50	32	37	69	105	320	206	320
220/2-07-06D	1 1/4"	3/4"	50	32	37	69	105	320	206	370
220/2-07-07D	1 1/4"	3/4"	50	32	37	69	105	320	206	420
220/2-07-08D	1 1/4"	3/4"	50	32	37	69	105	320	206	470
220/2-07-09D	1 1/4"	3/4"	50	32	37	69	105	320	206	520
220/2-07-10D	1 1/4"	3/4"	50	32	37	69	105	320	206	570
220/2-07-11D	1 1/4"	3/4"	50	32	37	69	105	320	206	620
220/2-07-12D	1 1/4"	3/4"	50	32	37	69	105	320	206	670

Installation of the electrothermal actuators 116T

The installation of the electrothermal actuators 116T is very easy and quickly. After removing the maneuver handle, screw completely by hand the plastic adapter at the thread M30x1,5 of the bonnet. The actuator is connected to the adapter with slight pressure, and can be oriented a little by turning it. The electrothermal actuators are supplied with the stem in middle position. At starting, to totally close the interception valve of the manifold, it is necessary connect the actuator at the electrical power supply for some minutes to open it completely. When the electrical power is removed, the actuator totally closes. The actuators 116T series are Normally Closed type, then with electrical supply they open, while without electrical supply they close.



Accessories



305NTK/1 Pair of straight full port ball valves, with union connection with O-Ring seal, completed with thermometer scale 0÷80 °C. Available sizes 1" and 1-1/4".



350TK/1 Pair of angle full port ball valves, with union connection with O-Ring seal, completed with thermometer scale 0÷80 °C. Available size 1".



208 – 216T – 217T Compression fittings with nut threaded 3/4" Eurocone, to connect copper pipes, polyethylene pipes and multilayer pipes at the manifolds. Available for the main commercial sizes of pipes.



650A Pre-formed insulation shells for manifolds, consisting of two half-shells (front and back). Material: PE-X closed-cell foam. Available sizes 1" and 1-1/4".



116T Electrothermal actuator normally closed with easy and fast connection. For bonnets M30x1,5. Available with and without end switch (two or four wires) in the voltages 230V and 24V.



211N11 Full painted metal cabinet with key on door for embedded installation. Dimensions: 45 cm Height, 11÷15 cm Depth, 40-60-80-100-120 cm Width.