


SINGLE-DOUBLE PIPE VALVE FOR HEATED TOWEL RACK RADIATORS

Application

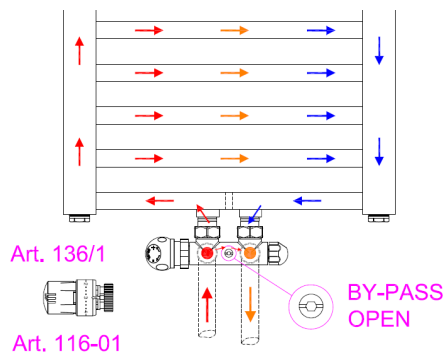
The single-double pipe thermostatable angle valve Art.136/1 is used in combination with decorative radiators and towel warmers (usually thin and therefore not very detached from the wall), in all those cases where it is desired to avoid that, for space reasons, the thermostatic head protrudes from the body of the heater, a situation that would occur if simple angle valves with pipe connection to the wall are installed. Once mounted, this valve (or the thermostatic head, when mounted) has the operating knob under the heating body and the connecting pipes coming from the wall. The valve has been designed so that it can work in single-pipe systems and in double-pipe systems simply by acting on a closure of the by-pass which is located inside it, which can be operated by means of a screwdriver or a hexagonal Allen key.



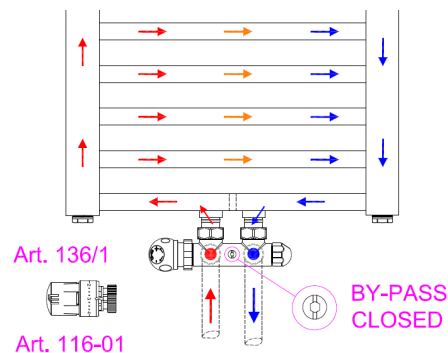
The valve has the water inlet on the side where the thermostatic insert valve and the knob are located, while the outlet is the one on the side of the interception and balancing lockshield. When ordering this article, it is essential to declare if you need the Right model (with inlet and knob on the right, looking at the valve from the front side), or the Left model (with inlet and knob on the left, looking at the valve from the front side). The nuts connecting the valve to the decorative radiator allow to have a sufficient distance in order to allow the thermostatic head to regulate the room temperature with excellent precision, without being excessively influenced by the thermal radiation coming from the heating body itself. Obviously, in order to allow the thermostatic head to function correctly, the air must be able to flow around it without impediments such as towels or bathrobes hanging from the heated towel rack which could obstruct the air circulation.

In order to connect the valve, adapters with 3/4" Eurocone connection Art.208 are used in the case of copper pipes or Art.217 in the case of multilayer pipes.

Installation



Operation in the SINGLE-PIPE version with fully open by-pass



Operation in the DOUBLE-PIPE version with closed by-pass

Technical data

- Max pressure 10 bar, Max temperature 90 °C, Max percentage of glycol 30%
- 1/2" union connections with EPDM self-sealing
- 3/4" Eurocone adapter connections
- Body and union connections in CW617N chromed forged brass
- Valve with thermostatable insert valve with M30x1.5 connection for head 116HT-01
- Valve knob and lockshield cap in ABS
- By-pass All Open in the single-pipe or All Closed in the double-pipe maneuverable with screwdriver or 6 mm Allen key
- Flow distribution when in the single-pipe version: 50% to the radiator when in the manual version, 33% to the radiator with thermostatic head mounted on
- KV flow coefficients:

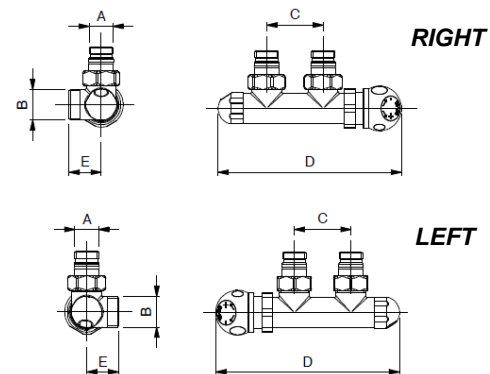
Manual valve with lockshield fully open: KV = 1,1

Thermostatic valve (s-2K) with lockshield fully open: KV = 0,53

Balancing on the lockshield (opening turns)

- with valve in manual mode: 3 turns KV = 0,97; 2 turns KV = 0,85; 1 turn KV = 0,46
- with thermostatic valve (s-2K): 3 turns KV = 0,47; 2 turns KV = 0,41; 1 turn KV = 0,23

Dimensions



Art.	A	B	C	D	E
136/1-045-DX	1/2"	3/4"	50	163	29
136/1-045-SX	1/2"	3/4"	50	163	29